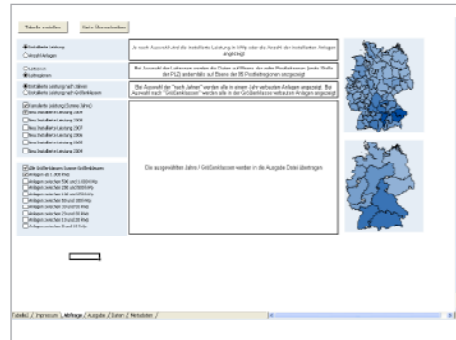




PV Sales Monitor Germany

- Excel tool for the analysis of comprehensive PV system data in Germany
- Data report summary and overview of the most important results
- Quarterly updates are provided for the Excel tool and the report

MODULE 1: EXCEL TOOL

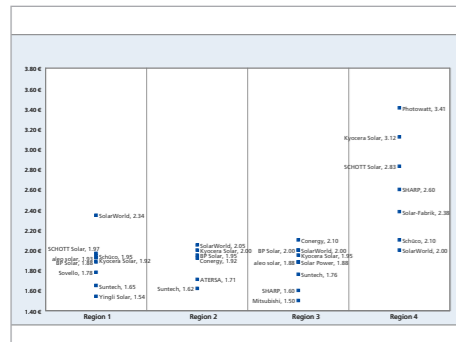


Comprehensive PV system data analysis

Detailed characteristics of German PV systems are aggregated by postal code. By means of this Excel tool, analyses can be conducted on the following characteristics:

- System price
- Module manufacturer
- Inverter brand
- Roof characteristic and installation type
- System size and system size groups

MODULE 2: CHART REPORT

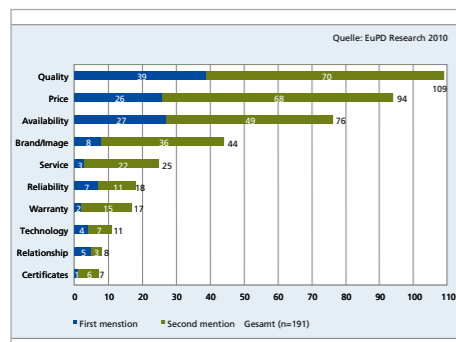


Annotated data report

An optional report summarizes the most important results by making use of visual and graphical tools. The most relevant outcomes are presented and annotated. The following questions will be answered:

- What was the observed price range of systems?
- Which inverters were installed in combination with which module?
- How do regional prices differ?

CONTINUOUS ENHANCEMENT



Quarterly updates

Data for the Excel tool as well as the report are updated on a quarterly basis. The Excel tool and the report come with the quarterly evaluation and analysis of the updated data collection.

Product Data Sheet

Release Date	May 2010
Contents	<p>The product contains information regarding the following aspects:</p> <ol style="list-style-type: none"> 1. System prices 2. Panel brands 3. Inverter brands 4. Mounting systems 5. System sizes <p>In the mid-term, the product will be enhanced by the integration of information in the following aspects:</p> <ol style="list-style-type: none"> 6. Acceptance of offerings 7. Expected rate of return 8. Selection criteria
Benefits for your Company	<ul style="list-style-type: none"> ▪ Anticipate future developments on the world market and adapt the strategy of your company. ▪ Learn more about segmentation shifts caused by the modification of the German EEG. ▪ Get profound insights into developments regarding return on invest and how the buying behavior of your customers may be affected. ▪ Gain competitive advantages by optimizing the application of marketing instruments.
Included in Delivery	1x report, high quality binding